

Scaled data based on original data using
LM-79-08 Approved Method: Electrical and Photometric Measurements of Solid-
State Lighting Products

Test Report Prepared for
Cooper Lighting Solutions
(formerly Eaton)

Brand: INVUE

Report Number: P596433

Luminaire Tested: **MSA-SA4C-722-U-5WQ**

Issue Date: 5/27/2021

Test Information

Test Method: LM-79-08
Report Number: P596433
TEST IS SCALED FROM IESNA LM-79-08 TEST DATA (G2-1910-543-4)
Test Lab: INNOVATIONS CENTER
Issue Date: 5/27/2021
Manufacturer: COOPER LIGHTING SOLUTIONS (FORMERLY EATON)
Product Line: INVUE
Catalog Number: MSA-SA4C-722-U-5WQ
Description: MESA POST TOP DECORATIVE LUMINAIRE. (4) LIGHTSQUARES WITH 16 LEDS EACH AND TYPE V WIDE OPTICS.
Light Source: -
Ballast/Driver: ELECTRONIC DRIVER

Summary

Lumens per Lamp: N/A
Luminaire Lumens: 18975 lumens
Efficiency: N/A
Efficacy: 84.3 lumens/watt
Luminous Opening: Rectangular (W 1' x L: 1' x H: 0')
IES Classification: Type V - Short
BUG Rating: B5 - U0 - G3

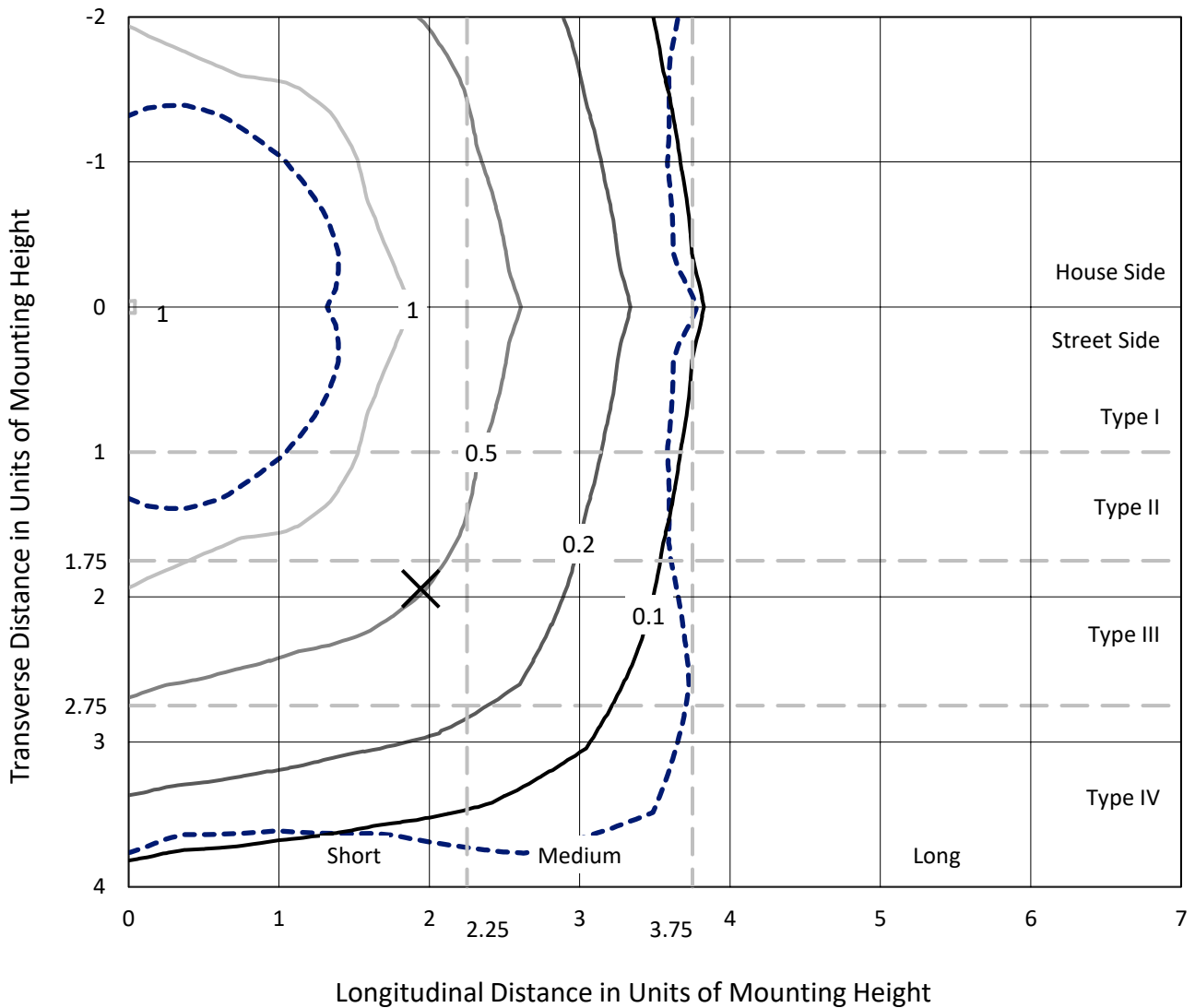
Input Watts (W): 225
Input Voltage (V): NR
Input Current (Ain): NR
Voltage Rise (V): NR
Power Factor: NR
Total Harmonic Distortion (THDi): NR
Frequency (hertz): 60
Stabilization Time: NR
Operation Time: NR
Ambient Temperature (°C): NR
Test Distance: 28.75 FT



REPORT NUMBER: P596433
 CATALOG NUMBER: MSA-SA4C-722-U-5WQ

Iso-Footcandle Lines of Horizontal Illumination

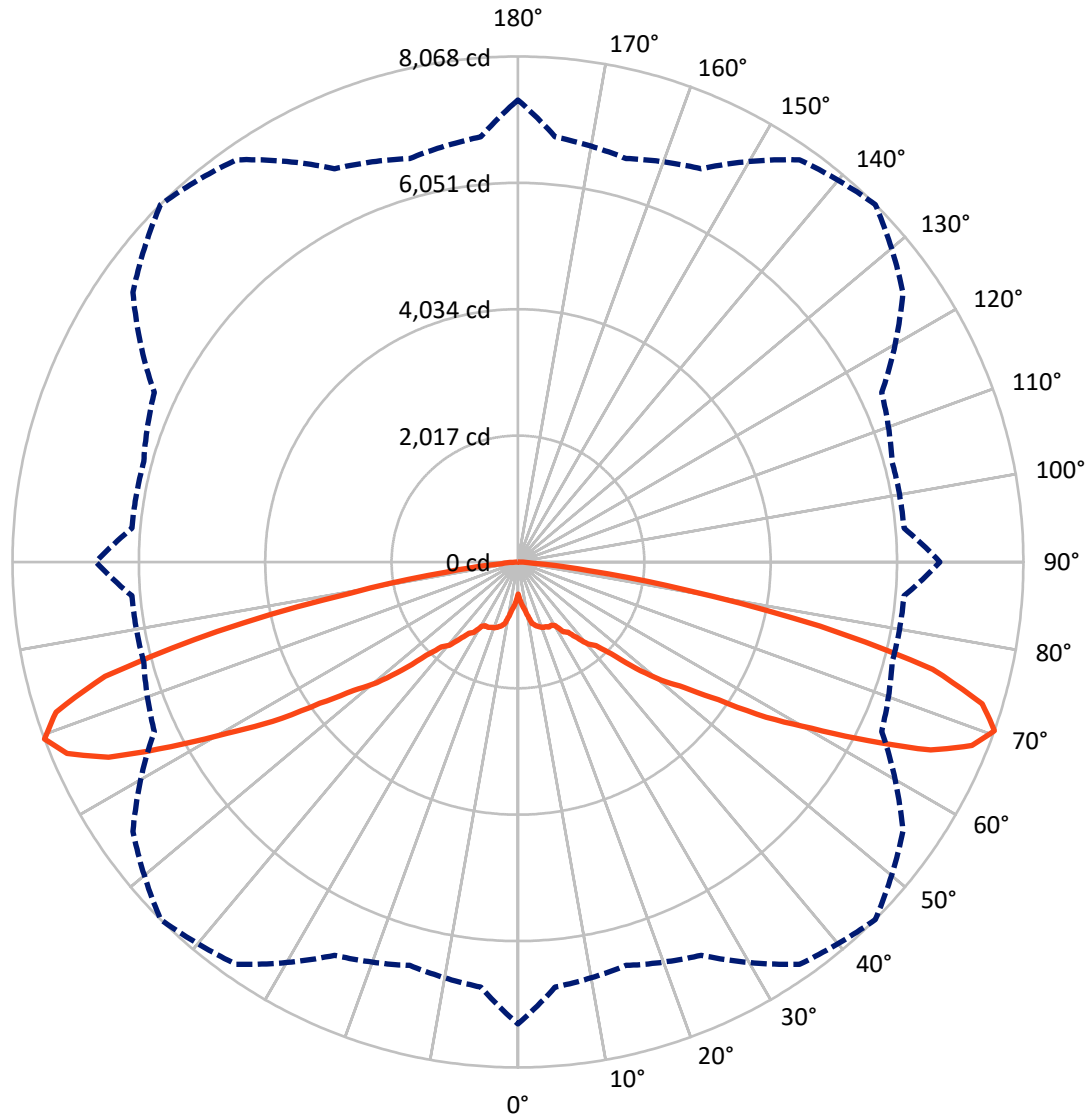
✕ Max cd
 - - - 1/2 Max cd



Based on 25 foot mounting height. Maximum calculated value = 1.6 fc
 Type V - Short - N/A

REPORT NUMBER: P596433
CATALOG NUMBER: MSA-SA4C-722-U-5WQ

Luminous Intensity Polar Plot



— Vertical Plane Through 45-Deg Lateral - - - Horizontal Cone Through 70-Deg Vertical

REPORT NUMBER: P596433
 CATALOG NUMBER: MSA-SA4C-722-U-5WQ

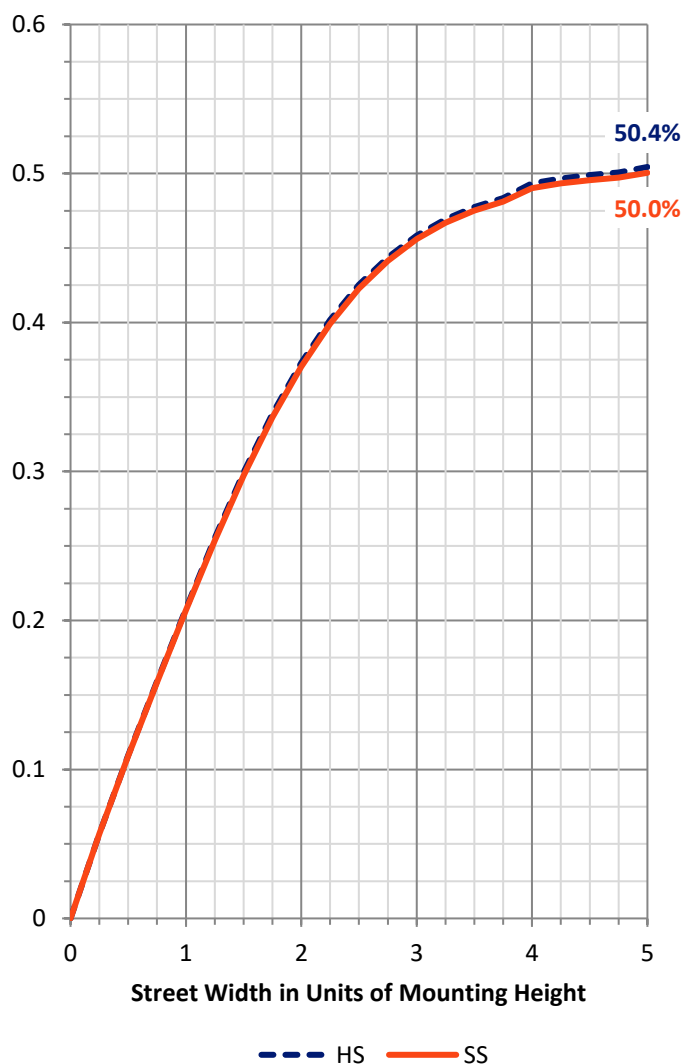
FLUX DISTRIBUTION:

		Downward	Upward	Total
House Side	Lumens	9487.5	0.0	9487.5
	% Fixture	50.0	0.0	50.0
Street Side	Lumens	9487.5	0.0	9487.5
	% Fixture	50.0	0.0	50.0
Total	Lumens	18975.0	0.0	18975.0
	% Fixture	100.0	0.0	100.0

ZONAL LUMENS:

Zone	Lumens	% Fixture
0°-10°	74.6	0.4
10°-20°	298.7	1.6
20°-30°	564.7	3.0
30°-40°	983.6	5.2
40°-50°	1880.4	9.9
50°-60°	3646.3	19.2
60°-70°	6384.8	33.6
70°-80°	4798.5	25.3
80°-90°	343.3	1.8
90°-100°	0.0	0.0
100°-110°	0.0	0.0
110°-120°	0.0	0.0
120°-130°	0.0	0.0
130°-140°	0.0	0.0
140°-150°	0.0	0.0
150°-160°	0.0	0.0
160°-170°	0.0	0.0
170°-180°	0.0	0.0
0°-90°	18975.0	100.0
0°-180°	18975.0	100.0

Coefficient of Utilization

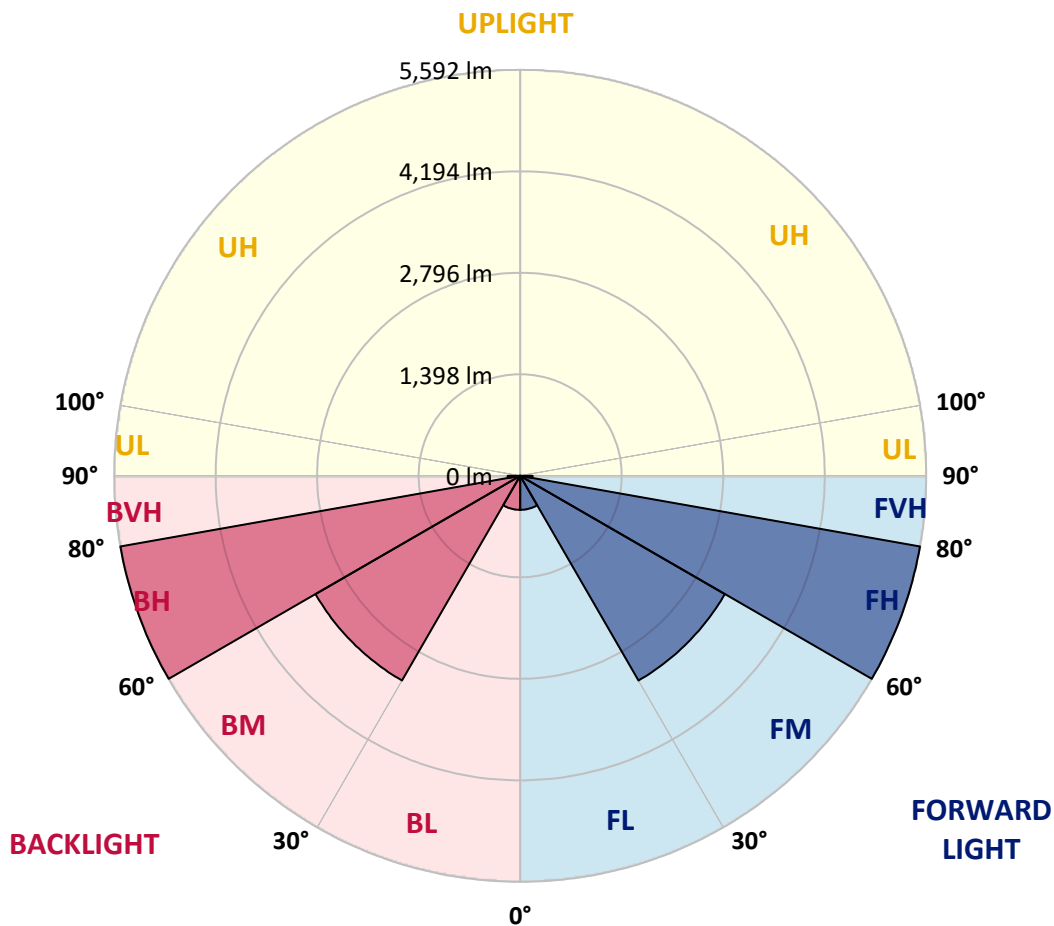


REPORT NUMBER: P596433
 CATALOG NUMBER: MSA-SA4C-722-U-5WQ

LUMINAIRE CLASSIFICATION SYSTEM LUMEN TABLE AND BUG RATING:

Zone	Lumens	% Fixture	Zone Rating/Lumen Limit		
			B	U	G
FL (0°-30°)	469.0	2.5			
FM (30°-60°)	3255.2	17.2			
FH (60°-80°)	5591.7	29.5			G3/7500
FVH (80°-90°)	171.7	0.9			G2/225
BL (0°-30°)	469.0	2.5	B1/500		
BM (30°-60°)	3255.2	17.2	B3/5000		
BH (60°-80°)	5591.7	29.5	B5		G3/7500
BVH (80°-90°)	171.7	0.9			G2/225
UL (90°-100°)	0.0	0.0		U0/0	
UH (100°-180°)	0.0	0.0		U0/0	

BUG Rating: B5-U0-G3
 Type V Short





REPORT NUMBER: P596433
 CATALOG NUMBER: MSA-SA4C-722-U-5WQ

CANDELA DISTRIBUTION (FULL):

	0°	5°	15°	25°	35°	45°	55°	65°	75°	85°	90°
0°	513.1	513.1	513.1	513.1	513.1	513.1	513.1	513.1	513.1	513.1	513.1
2.5°	624.2	614.7	584.5	585.9	599.9	601.4	602.9	584.5	580.1	617.6	619.8
5°	792.8	770.7	748.6	739.8	726.5	689.7	730.2	734.6	743.5	772.2	785.4
7.5°	905.4	878.2	848.0	829.6	793.5	763.3	796.5	823.7	841.4	873.8	892.2
10°	926.8	910.6	909.1	876.7	870.1	881.1	878.9	879.7	906.2	906.9	917.9
12.5°	993.8	1005.5	982.7	971.7	978.3	1005.5	983.4	973.9	980.5	1010.7	998.2
15°	1081.3	1095.3	1060.7	1043.1	1025.4	1051.2	1028.3	1045.3	1066.6	1088.7	1077.7
17.5°	1178.5	1179.3	1132.1	1066.6	1082.1	1085.8	1077.7	1063.7	1124.8	1177.8	1172.6
20°	1231.5	1230.8	1149.8	1060.7	1106.4	1114.5	1107.1	1059.3	1151.3	1224.2	1221.9
22.5°	1286.0	1269.8	1172.6	1100.5	1117.4	1124.0	1107.1	1102.7	1172.6	1274.2	1273.5
25°	1315.4	1329.4	1222.7	1177.8	1163.8	1148.3	1163.1	1170.4	1237.4	1336.8	1308.1
27.5°	1407.4	1384.6	1237.4	1233.0	1203.5	1142.4	1193.2	1229.3	1233.0	1393.5	1422.9
30°	1490.6	1499.5	1303.7	1310.3	1256.5	1179.3	1258.0	1315.4	1326.5	1500.9	1498.0
32.5°	1579.0	1582.6	1421.4	1353.0	1330.2	1327.2	1297.0	1347.1	1433.9	1573.8	1579.7
35°	1712.9	1743.1	1526.7	1434.7	1406.0	1376.5	1403.0	1447.9	1528.9	1738.7	1724.0
37.5°	2019.9	1972.0	1755.6	1565.0	1545.8	1534.1	1555.4	1587.8	1753.4	1977.2	2045.7
40°	2234.1	2211.3	1916.8	1780.7	1659.9	1723.2	1673.2	1798.3	1935.2	2212.8	2256.9
42.5°	2566.1	2464.5	2162.0	1993.4	1868.3	1823.3	1851.3	2014.7	2189.2	2498.4	2585.2
45°	2884.8	2728.0	2468.9	2320.2	2130.3	2083.2	2120.7	2312.9	2514.6	2758.9	2912.1
47.5°	3210.2	3048.2	2763.4	2548.4	2393.1	2533.7	2410.8	2593.3	2794.3	3078.4	3214.6
50°	3548.1	3368.4	3087.3	2853.2	2839.9	2964.3	2817.1	2910.6	3096.8	3391.3	3551.7
52.5°	3936.0	3742.4	3461.2	3302.9	3333.9	3325.8	3296.3	3279.4	3462.7	3752.0	3942.6
55°	4397.5	4188.5	3964.0	3891.1	3976.5	3884.5	3927.9	3922.0	3948.5	4155.4	4378.4
57.5°	4955.5	4719.2	4494.0	4477.8	4587.5	4674.3	4597.0	4485.9	4439.5	4640.5	4895.9
60°	5658.5	5368.5	5121.1	5070.3	5383.2	5382.5	5312.5	5063.7	5046.0	5273.5	5581.2
62.5°	6435.1	6081.8	5811.6	5730.6	6220.9	6276.1	6058.2	5612.1	5703.4	5886.7	6251.8
65°	7094.6	6669.9	6418.2	6396.1	6995.3	7238.9	6757.5	6147.3	6176.7	6329.1	6724.4
67.5°	7524.5	7012.9	6812.7	6919.5	7664.4	7816.8	7369.2	6505.0	6400.5	6463.8	6936.4
70°	7373.6	6811.2	6667.0	6926.1	7837.4	8067.8	7501.0	6404.9	6182.6	6185.6	6734.7
72.5°	6230.5	5695.3	5763.8	6239.3	7428.1	7751.3	6891.5	5785.1	5330.2	5319.1	5817.5
75°	4120.0	3762.3	4032.4	4773.7	6175.2	6836.3	5710.0	4534.5	3964.0	3778.5	4163.5
77.5°	1802.0	1756.4	1983.8	2821.5	4209.8	4926.8	4090.6	2962.1	2156.1	1793.2	1958.8
80°	482.9	472.6	593.3	1070.3	2049.3	2713.3	2213.5	1181.5	616.9	449.0	476.3
82.5°	175.9	180.3	220.1	299.6	675.0	1142.4	735.4	345.2	233.3	191.4	191.4
85°	76.6	74.3	106.7	120.0	184.0	258.4	211.3	146.5	117.8	88.3	84.7
87.5°	20.6	25.8	36.1	37.5	47.8	39.0	55.9	51.5	44.2	30.9	25.0
90°	0.0	0.0	0.0	0.0	0.0	0.0	0.0	0.0	0.0	0.0	0.0

(END OF REPORT)